

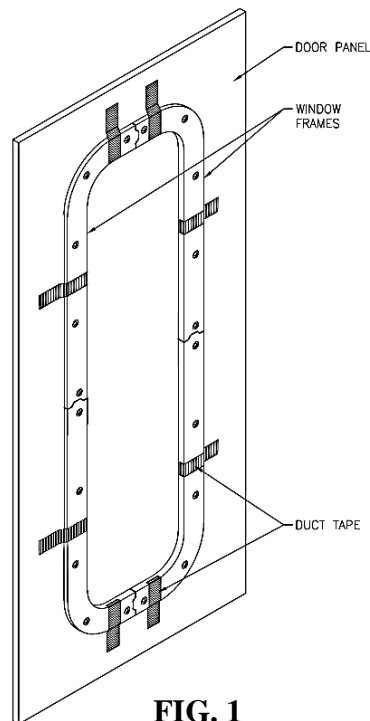
# ALL-STAR DOOR

## WINDOW INSTALLATION INSTRUCTIONS

### 1. Check List

Each window kit contains:

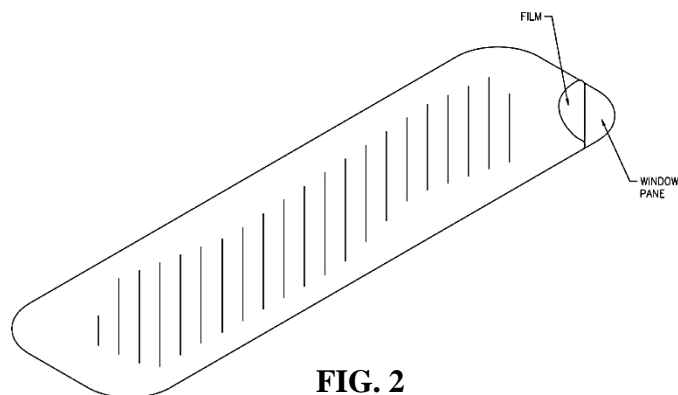
1. Eight (8) Window frames.
2. Twenty (20) #10 (24) Sleeve nuts
3. Twenty (20) #10 (24) x 1.25" Machine screws
4. One (1) 1/8" Thick lexan window pane



**FIG. 1**

### Step 1:

- a) Place four window frames together into opening.
- b) Hold them in place with duct tape.
- c) Using frames as guides, Drill 1/4" holes through panels (FIG. 1)



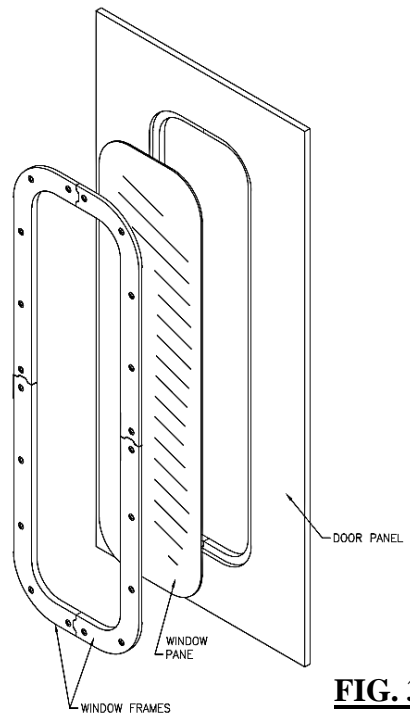
**FIG. 2**

### Step 2:

Peel off protective film from lexan window panes. (FIG. 2)

**Step 3:**

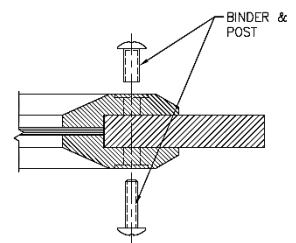
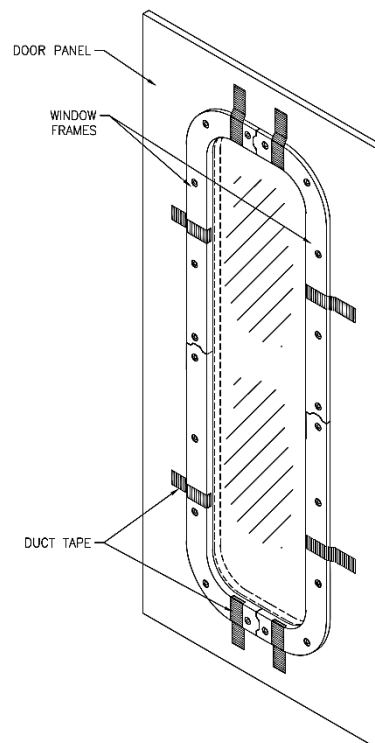
Install window pane and frames into other side of window opening. (FIG. 3)



**FIG. 3**

**Step 4:**

- a) Hold frame assembly together with duct tape.
- b) Fasten window frames together with binder and post hardware
- c) Remove tape and wipe surfaces clean. (FIG. 4)



**FIG. 4**